



New Village Green Park Playground Coming Soon!

Beginning the week of August 10th, Caughlin Ranch staff will begin demolishing and removing the existing playground equipment and play surface. Once completed, the contractor will install a new ADA compliant play surface and new playground equipment. The contractor's work will take approximately one (1) month to complete. The playground will remain closed until all work is complete.

While work is in progress, please keep away from the area which is being fenced off for safety purposes.

We hope to hold a ribbon cutting ceremony to officially open the new playground. Stay tuned for further details.

We thank you in advance for your patience and understanding as we continue to improve the Caughlin Ranch park experience.

VILLAGE GREEN PARK
TOP VIEW

ADA ACCESSIBILITY GUIDELINE - ADAAG CONFORMANCE

ELEVATED	ACCESSIBLE	RAMP ACCESSIBLE	GROUND	TYPES
13	13/7	0	2/4	2/3

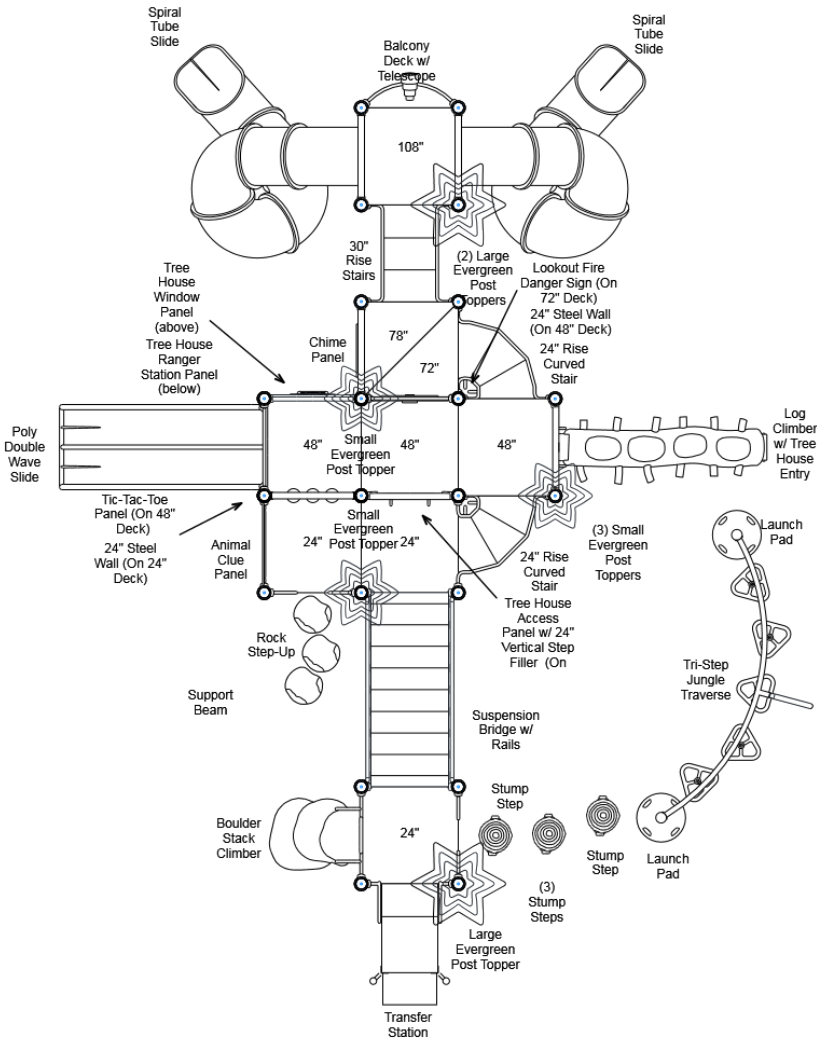
RH5

FOR KIDS
AGES
2-12

GENERAL NOTES:

This conceptual plan is based on information provided prior to construction. Detailed site information, including the following, should be obtained, evaluated, and utilized in the final project design. Exact site dimensions, topography, existing utilities, soil conditions and drainage solutions.

WARNING: Accessible safety surfacing material is required beneath and around this equipment that has a critical height value (Fall Height) appropriate for the highest accessible part of this equipment. Refer to the CPSC'S Handbook For Public Playground Safety, Section 4: Surfacing.



STRUCTURE#: R504339DE
PROJECT#: SWD20BCC4BF-2
DATE: 6/23/2020 | DRAWN BY: Nathaniel

MIN. USE ZONE: 41' x 51'

PLAYCRAFT REP:
Sierra Winds

VILLAGE GREEN PARK
TOP VIEW

ADA ACCESSIBILITY GUIDELINE - ADAAG CONFORMANCE

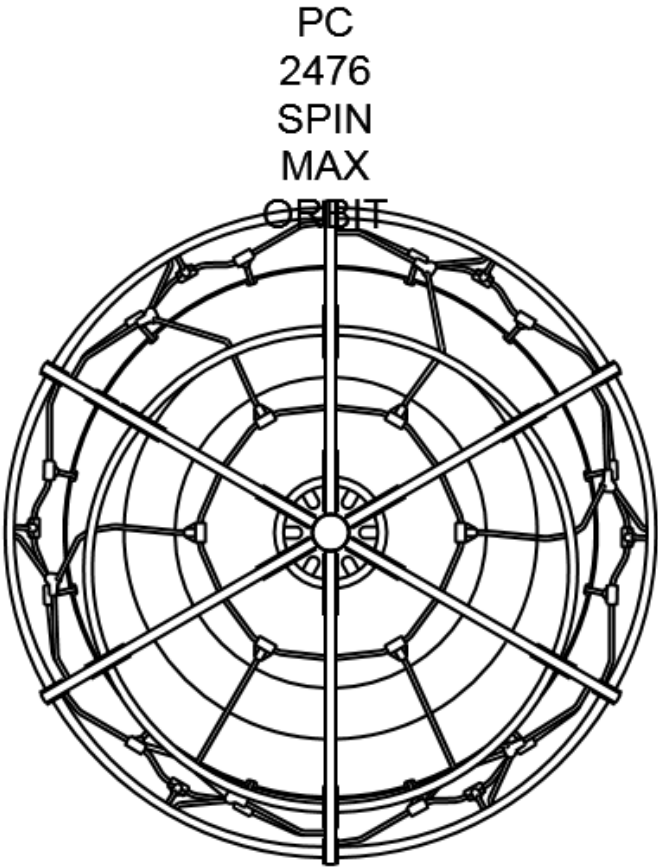
ELEVATED	ACCESSIBLE	RAMP ACCESSIBLE	GROUND	TYPES
0	0/0	0	1/0	1/0

FOR KIDS
AGES
5-12

GENERAL NOTES:

This conceptual plan is based on information provided prior to construction. Detailed site information, including the following, should be obtained, evaluated, and utilized in the final project design. Exact site dimensions, topography, existing utilities, soil conditions and drainage solutions.

WARNING: Accessible safety surfacing material is required beneath and around this equipment that has a critical height value (Fall Height) appropriate for the highest accessible part of this equipment. Refer to the CPSC'S Handbook For Public Playground Safety, Section 4: Surfacing.



STRUCTURE#: FREPC2472
PROJECT#: SWD20BCC4BF-2
DATE: 6/23/2020 | DRAWN BY: Nathaniel

MIN. USE ZONE: 20' x 21'

PLAYCRAFT REP:
Sierra Winds

VILLAGE GREEN PARK
TOP VIEW

ADA ACCESSIBILITY GUIDELINE - ADAAG CONFORMANCE

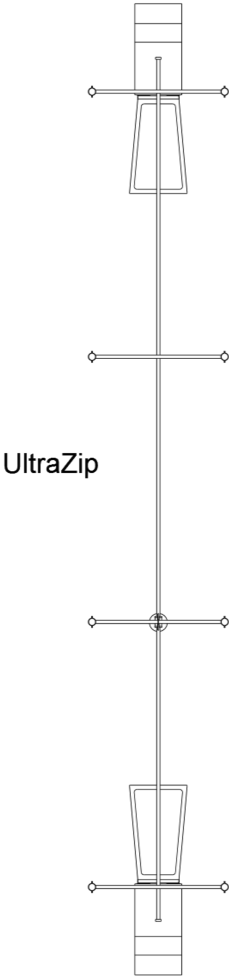
ELEVATED	ACCESSIBLE	RAMP ACCESSIBLE	GROUND	TYPES
0	0/0	0	1/0	1/0

FOR KIDS
AGES
5-12

GENERAL NOTES:

This conceptual plan is based on information provided prior to construction. Detailed site information, including the following, should be obtained, evaluated, and utilized in the final project design. Exact site dimensions, topography, existing utilities, soil conditions and drainage solutions.

WARNING: Accessible safety surfacing material is required beneath and around this equipment that has a critical height value (Fall Height) appropriate for the highest accessible part of this equipment. Refer to the CPSC'S Handbook For Public Playground Safety, Section 4: Surfacing.



STRUCTURE#: FREPC244552
PROJECT#: SWD20BCC4BF-2
DATE: 6/23/2020 | DRAWN BY: Nathaniel

MIN. USE ZONE: 21' x 71'

PLAYCRAFT REP:
Sierra Winds

VILLAGE GREEN PARK
TOP VIEW

ADA ACCESSIBILITY GUIDELINE - ADAAG CONFORMANCE

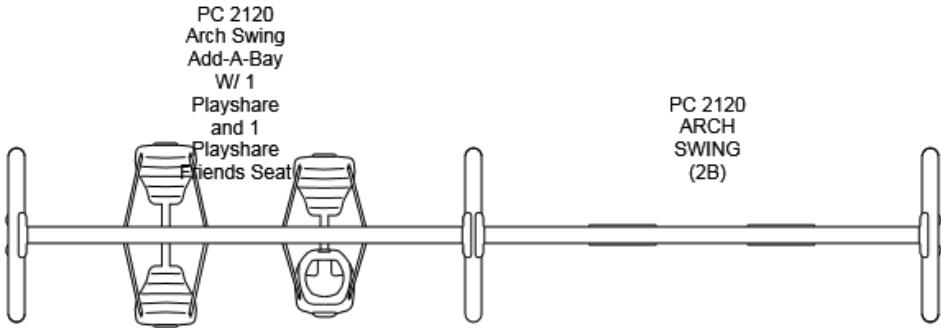
ELEVATED	ACCESSIBLE	RAMP ACCESSIBLE	GROUND	TYPES
0	0/0	0	4/0	1/0

FOR KIDS
AGES
5-12

GENERAL NOTES:

This conceptual plan is based on information provided prior to construction. Detailed site information, including the following, should be obtained, evaluated, and utilized in the final project design. Exact site dimensions, topography, existing utilities, soil conditions and drainage solutions.

WARNING: Accessible safety surfacing material is required beneath and around this equipment that has a critical height value (Fall Height) appropriate for the highest accessible part of this equipment. Refer to the CPSC'S Handbook For Public Playground Safety, Section 4: Surfacing.



STRUCTURE#: FREPC2120+AB
PROJECT#: SWD20BCC4BF-2
DATE: 6/23/2020 | DRAWN BY: Nathaniel

MIN. USE ZONE: 36' x 30'

PLAYCRAFT REP:
Sierra Winds

VILLAGE GREEN PARK
SITE PLAN

ADA ACCESSIBILITY GUIDELINE - ADAAG CONFORMANCE

ELEVATED	ACCESSIBLE	RAMP ACCESSIBLE	GROUND	TYPES
13	13/7	0	3/4	-1/3

RH5

FOR KIDS
AGES
[Mixed]

GENERAL NOTES:

This Preliminary Site Plan is based on measurements that were provided in the initial planning phase. All dimensions must be verified prior to the submission of a purchase order. Playcraft Systems will not be held responsible for any discrepancies between actual dimensions and dimensions submitted in the planning phase.

The Minimum Use Zone for a play structure is based on the product design at the time of proposal. Components and structure designs may be subject to change which may affect dimensions. Therefore, before preparing the site, we strongly recommend obtaining final drawings from the factory (available after the order is placed and included in the Assembly Manual).

WARNING: Accessible safety surfacing material is required beneath and around this equipment that has a critical height value (Fall Height) appropriate for the highest accessible part of this equipment. Refer to the CPSC'S Handbook For Public Playground Safety, Section 4: Surfacing.



VILLAGE GREEN PARK
SW VIEW

RH5

FOR KIDS
AGES
2-12



STRUCTURE#: R504339DE

PROJECT#: SWD20BCC4BF-2

DATE: 6/23/2020 | DRAWN BY: Nathaniel

VILLAGE GREEN PARK
SE VIEW

RH5

FOR KIDS
AGES
2-12



STRUCTURE#: R504339DE

PROJECT#: SWD20BCC4BF-2

DATE: 6/23/2020 | DRAWN BY: Nathaniel

VILLAGE GREEN PARK
NE VIEW

RH5

FOR KIDS
AGES
2-12



STRUCTURE#: R504339DE

PROJECT#: SWD20BCC4BF-2

DATE: 6/23/2020 | DRAWN BY: Nathaniel

VILLAGE GREEN PARK
NW VIEW

RH5

FOR KIDS
AGES
2-12




STRUCTURE#: R504339DE

PROJECT#: SWD20BCC4BF-2

DATE: 6/23/2020 | DRAWN BY: Nathaniel

VILLAGE GREEN PARK
SW VIEW


FOR KIDS
AGES
5-12



STRUCTURE#: FREPC2472
PROJECT#: SWD20BCC4BF-2
DATE: 6/23/2020 | DRAWN BY: Nathaniel

VILLAGE GREEN PARK
NE VIEW

FOR KIDS
AGES
5-12



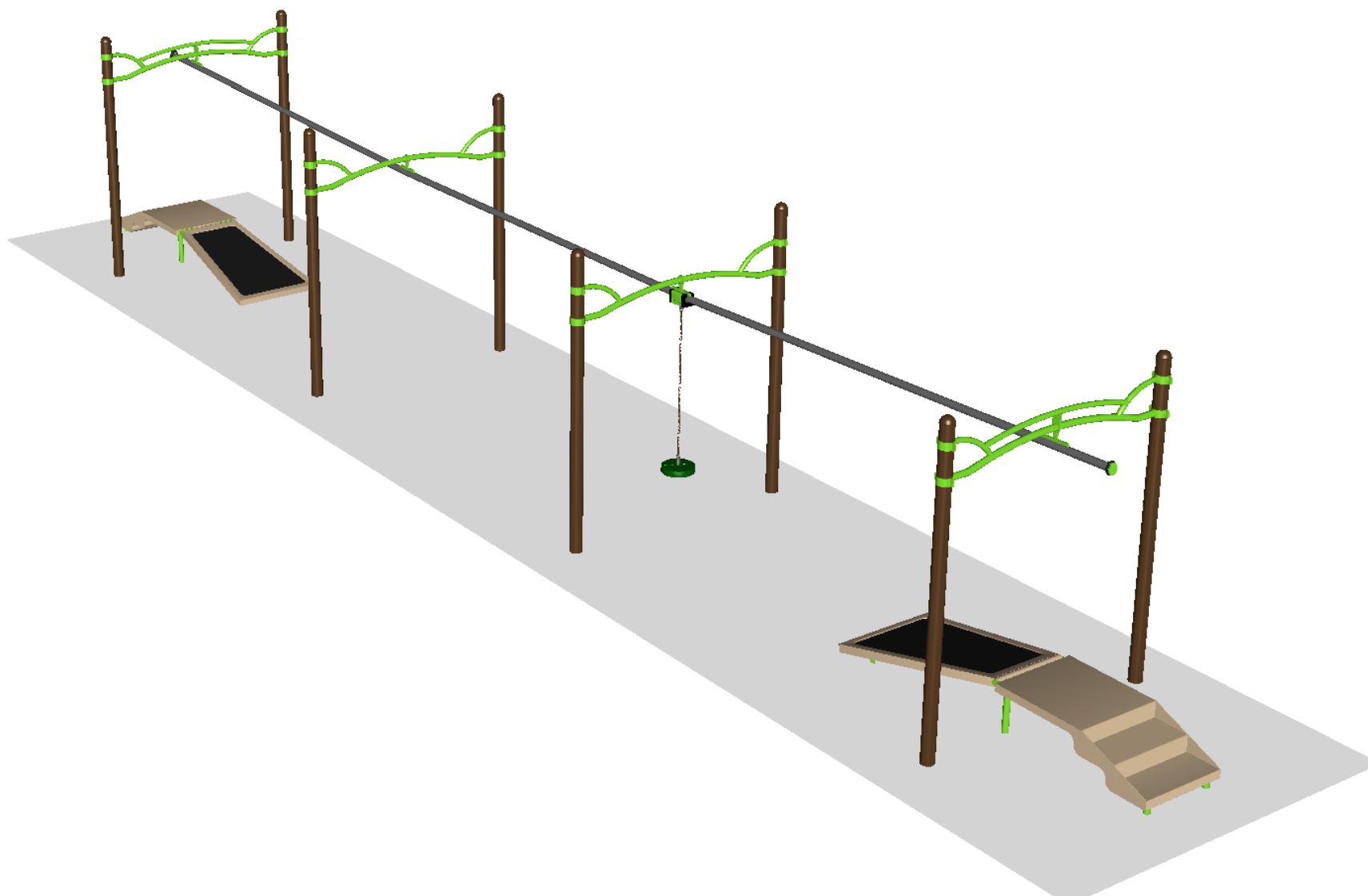
STRUCTURE#: FREPC2472

PROJECT#: SWD20BCC4BF-2

DATE: 6/23/2020 | DRAWN BY: Nathaniel

VILLAGE GREEN PARK
SW VIEW

FOR KIDS
AGES
5-12



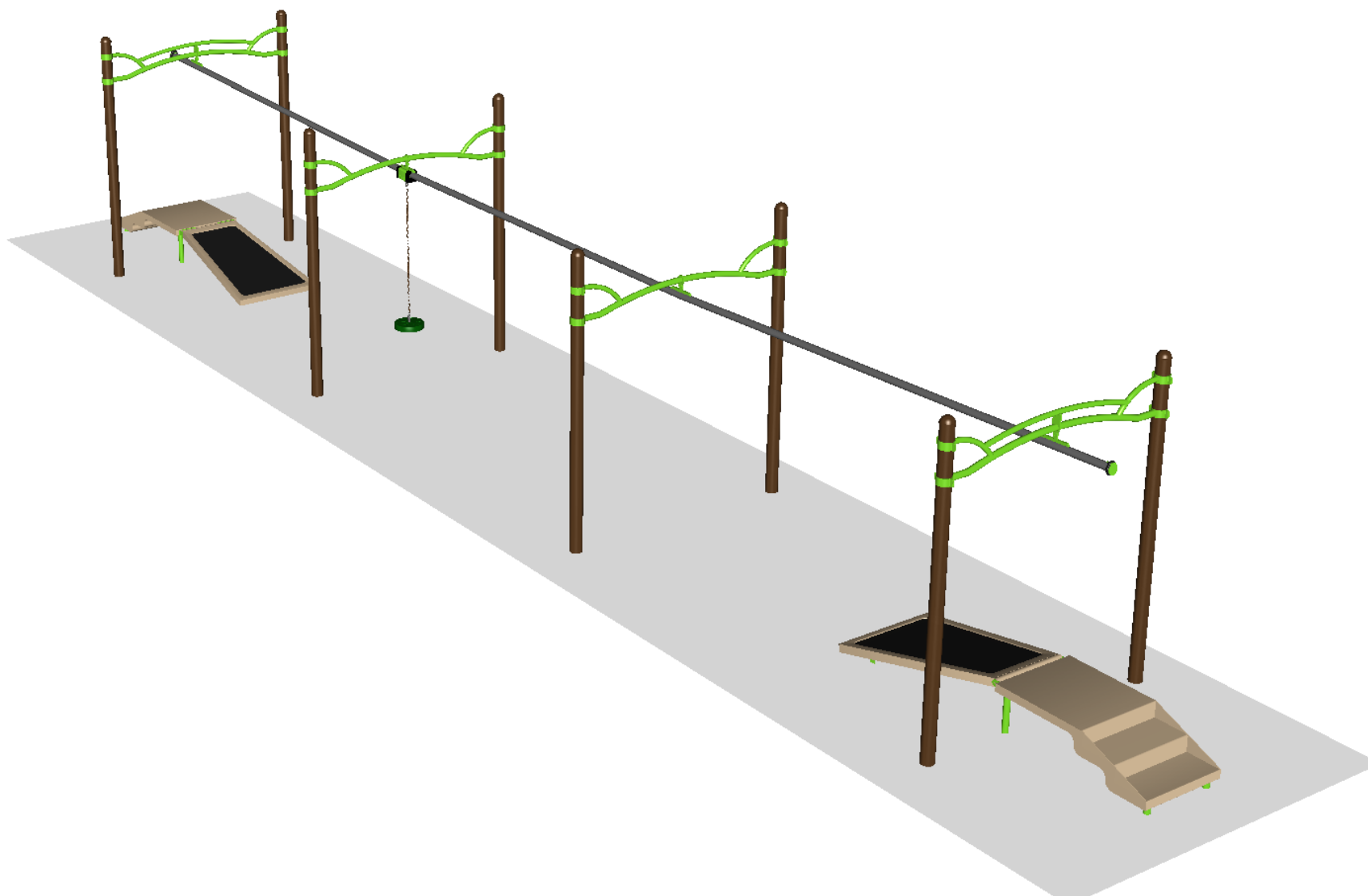
STRUCTURE#: FREPC244552

PROJECT#: SWD20BCC4BF-2

DATE: 6/23/2020 | DRAWN BY: Nathaniel

VILLAGE GREEN PARK
NE VIEW

FOR KIDS
AGES
5-12



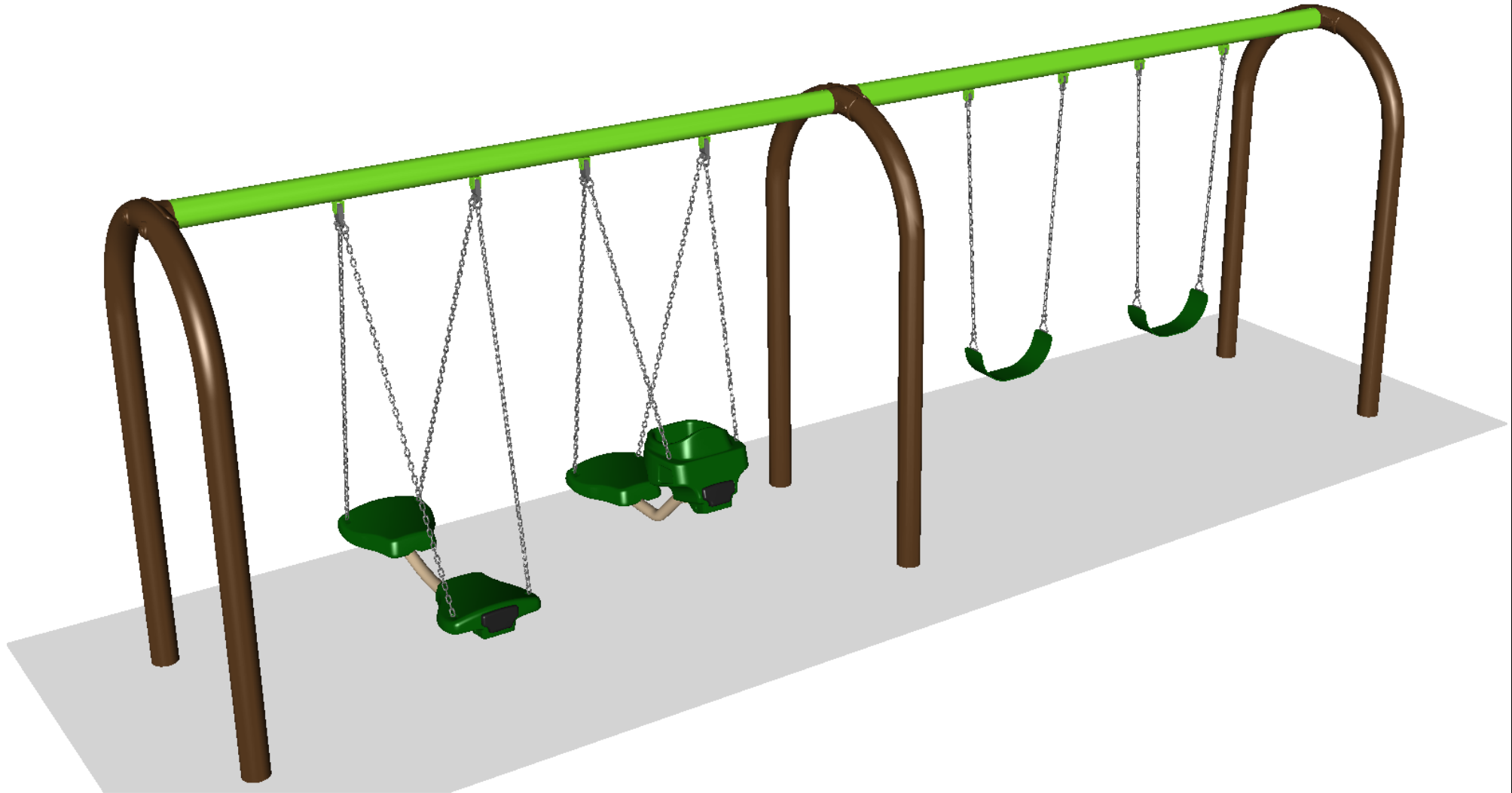
STRUCTURE#: FREPC244552

PROJECT#: SWD20BCC4BF-2

DATE: 6/23/2020 | DRAWN BY: Nathaniel

VILLAGE GREEN PARK
SW VIEW

FOR KIDS
AGES
5-12



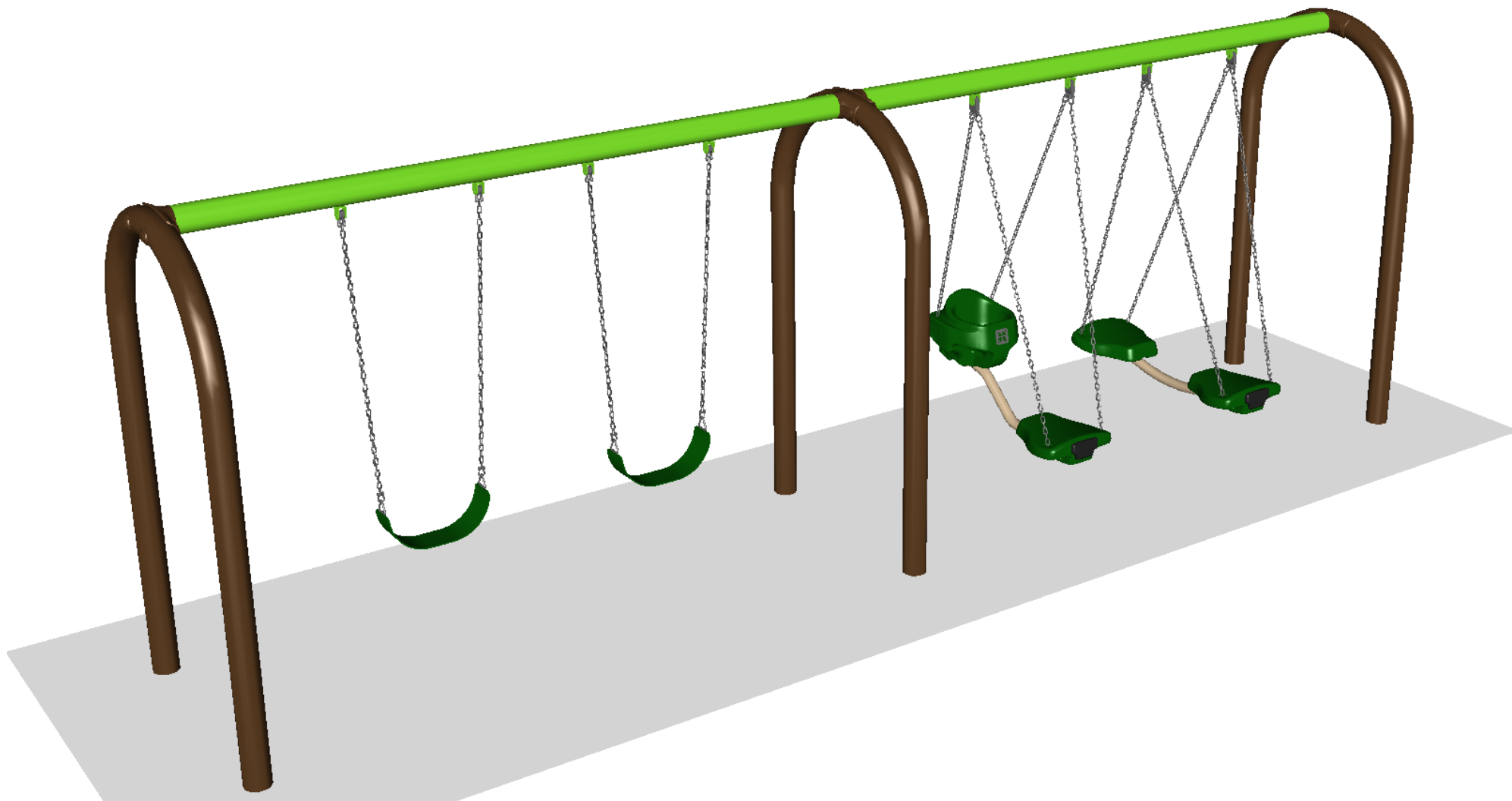
STRUCTURE#: FREPC2120+AB

PROJECT#: SWD20BCC4BF-2

DATE: 6/23/2020 | DRAWN BY: Nathaniel

VILLAGE GREEN PARK
NE VIEW

FOR KIDS
AGES
5-12



STRUCTURE#: FREPC2120+AB

PROJECT#: SWD20BCC4BF-2

DATE: 6/23/2020 | DRAWN BY: Nathaniel